

PEG BED

Nendo

cappellini



Range of beds with metal and wooden structure, bestead with slats and upholstered headboard. Fixed cover in leather and fabrics of the collection.

Used materials

Structure:

1. Massive fir, poplar plywood, metal frame

Headboard:

2. Stiff composite polyurethane and multi-density polyurethane foam, padding in polyurethane

Base:

3. Massive ash, finishing bleached ash, walnut-stained ash, wengè-stained ash or black-stained ash.

Bedstead:

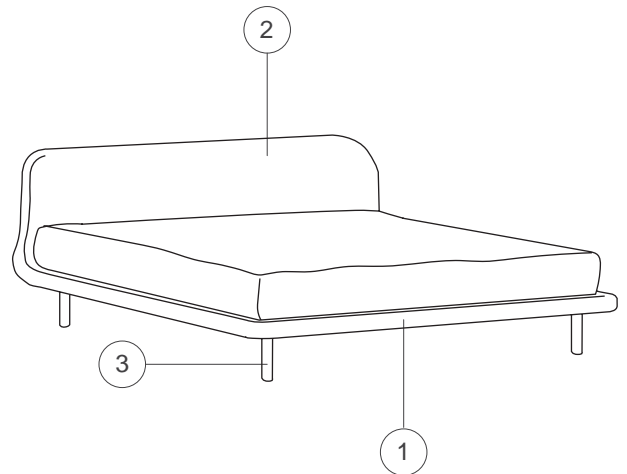
Beech plywood slats and belts

Feet:

Adjustable central feet in black varnished metal

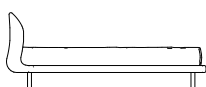
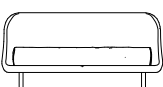

Cover:

Fabric, leather G or leather Extra G2



Dimensions

PEG152

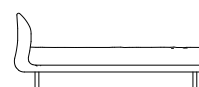
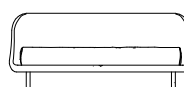



47/85
18 1/2"-33 1/2"

177,5
70"

220
86 1/2"

PEG180

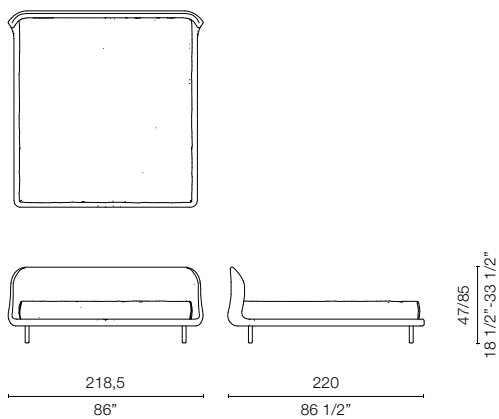


47/85
18 1/2"-33 1/2"

205,5
81"

217
18 1/2"

PEG193



PEG200

