

±190-210
(7.5"-8.5")

approx 22.3kg (49lb)

PENDANTS: six
 BASE: 350mm (13.8") round base
 LAMPING: 1.5w LED
 STEM LENGTH: 1.8m (6') long stem
 MATERIALS: blown glass, black flexible cord with brass or black base and dial control
 WEIGHT: approximately 22.3kg (49lb)
 CABLE LENGTH: 2290mm (90') flexible cable
 POWER SUPPLIES: integral

DESCRIPTION

The stem floor system comes in a black or brass finish with a 350mm (13.8") diameter base.

38V is a variant of the original 38 series where a large glass sphere is blown with a multitude of haphazard interior cavities, which intersect and collide in unpredictable ways. 38V is smaller, lighter and suspended with coaxial cables. The interior cavities can be filled with plants or left empty.

Standard 38V are made with clear glass exterior spheres and milk white interior lamp holder cavities.

NOTES

+ Purchase replacement lamps online at www.bocci.com/shop/bulbs

+ The brass used in our Stem Series is untreated and, as such, will develop a natural patina over time. To avoid any marking or tarnish on the brass during handling and installation, please use the gloves provided in your shipment.

EU Patent # 002071019-001

Made in Vancouver, Canada

Vancouver
sales@bocci.com
www.bocci.com

Berlin
europe@bocci.com
www.bocci.com

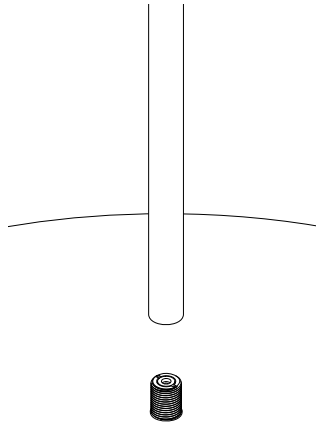
STEM - FLOOR

38.6V

Design by Omer Arbel
 PRODUCT SPECIFICATION

© 2020, Bocci Design and Manufacturing Inc. All rights reserved. Any inquiries should be directed to: info@bocci.com

BOCCI



1

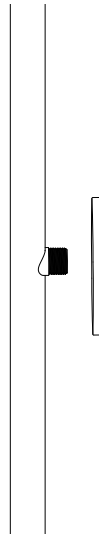
Thread the stem onto the base.

Note: Bocci recommends wearing thin gloves during installation to protect the stem finish and the glass surface.



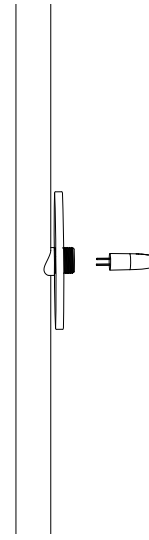
2

Thread the cover cap on one end of the stem.



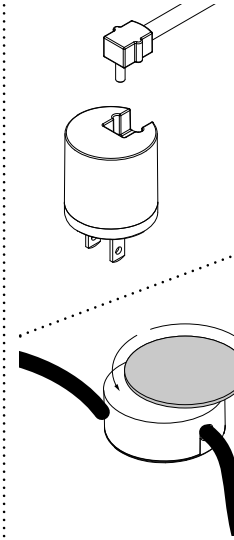
3

Thread the pendant mounting plate onto the stem.



4

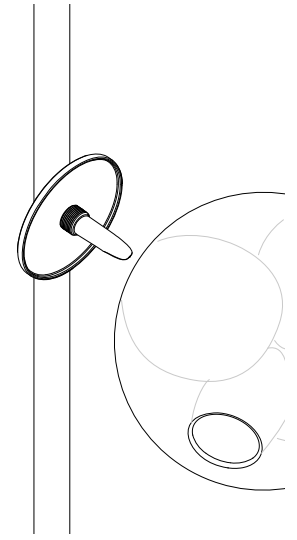
Carefully insert provided lamp into socket.



5

Plug in the cord to the plug head.

Plug in floor light. Turn the dial to check power to lamp is working correctly.



6

Gently thread pendant onto the stem. Be sure to carefully place the pendant so as not to damage the lamp during installation.

Clean fingerprints from fixture surfaces.

For additional assistance, please contact Bocci:

Vancouver
sales@bocci.com
www.bocci.com

Berlin
europe@bocci.com
www.bocci.com

EU Patent # 002071019-001

Made in Vancouver, Canada

STEM - FLOOR

38.6V

Design by Omer Arbel
PRODUCT INSTALLATION INSTRUCTIONS

© 2020, Bocci Design and Manufacturing Inc. All rights reserved. Any inquiries should be directed to: info@bocci.com

BOCCI