

APOLLO TABLE LAMP SHADE

PRODUCT FACT SHEET



APOLLO TABLE LAMP SHADE

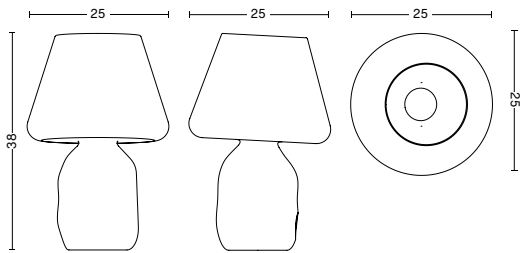
DESIGN BY STUDIO 0405, 2022

Designed by STUDIO 0405, the Apollo Table Lamp Shade is an elegant table lamp with a soft, organic expression. Mouth-blown in opal glass to create a distinct tulip-formed silhouette, the hand-made design assures each base has a slightly different size and shape, giving each one a unique, one-of-a-kind quality. The opal glass provides a soft, ambient glow that adds warmth and atmosphere to its surroundings, making it suitable for using on shelves, windowsills or tables in a variety of private and public spaces. Designed for use with the HAY Table Cord Set, the shade comes with a cork stopper for fixing the bulb holder in the neck of the glass shade and uses a standard E27 bulb (not supplied).

HIGHLIGHTS

- Part of a progressive and technologically advanced lighting collection.
- Unique and handmade table lamp shade, in mouth blown opalescent glass.
- Each lamp is handmade and therefore has a unique, one-of-a-kind quality.
- Comes with a cork stopper, for fixing the bulb holder in the neck of the glass shade
- CE and ETL approved for both EU and US markets.
- To be used in conjunction with the HAY Table Cord Set.
- The lamp is suitable for both private and office environments.
- Qualified for contract use.

DIMENSIONS



WIDTH 25 CM
DEPTH 25 CM
HEIGHT 38 CM

MATERIALS

SHADE

Mouth blown glass shade.

CORK STOPPER

Injected moulded cork.

The Apollo Table Lamp Shade is handmade and every lamp might vary slightly in size or shape.

COUNTRY OF ORIGIN

Poland

COLOUR & FINISH

Please note that the colour codes are indicative.



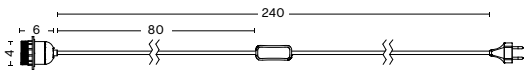
WHITE OPAL
GLASS



CORD SET TABLE

A versatile Cord Set designed for use with table lamps. It comprises an E27 fitting, fabric cord, inline on/off rocker switch and plug. The design is compatible with all HAY lamps that are based around a standard removable E27 light fitting.

DIMENSIONS



DIAMETER 4 CM
CORD LENGTH 240 CM
HEIGHT 6 CM

MATERIALS

FITTING
Injection moulded ABS.

CORD
Braided fabric with silicone insulation.

SWITCH
Injection moulded ABS.

COLOUR & FINISH

Please note that the colour codes are indicative.



SOFT BLACK

TECHNICAL SPECIFICATIONS

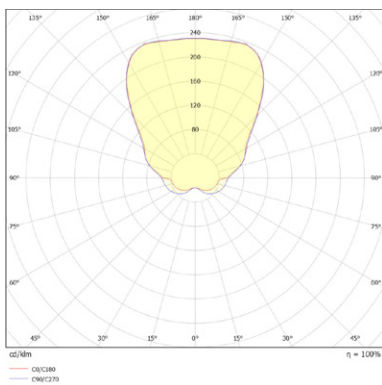
RECOMMENDED LIGHT SOURCE*	DIMMABLE	POWER SUPPLY	IP	CORD LENGTH	SWITCH
LED E27, 10-15W (max. 15W), 1000-1500lm, 2700K Warm white.	No	220-240V AC at 50/60Hz	20	240 cm	Inline switch located 79 cm from the fitting

*Bulb not included.

TEST SPECIFICATIONS

FLUX (LUMENS)	CCT (KELVIN) & CRI (1-100)
1200-1300lm	The levels will vary depending on the type of bulb used in the lamp.

PHOTOMETRICS



CERTIFICATES

CE APPROVED

This product has been assessed and complies with the essential requirements of the relevant European directives.



Tested according to the following European EN IEC standards which relate specifically to electrical lighting products including

- EN 55015:2013 (radio disturbance)
- EN 61547:2009 (EMC immunity)
- EN 61000-3-2:2014 (EMC compatibility)
- EN 61000-3-3:2013 (EMC compatibility)
- IEC 60598-2-4:2017 (portable luminaires)
- IEC 60598-2-4:2017 (general requirements)
- IEC 60598-1:2014+A1:2017 (human exposure to EMC)

COUNTRY OF ORIGIN

China

DOWNLOADS

Packshots and lifestyle photos, 2D / 3D files, care and maintenance, instructions, test certificates, product fact sheets, and product presentations are available in our Digital Library at hay.com.

[LINK TO DIGITAL LIBRARY](#)