

Designed by The Gubi design team

PRODUCT



DINING

COFFEE

DESCRIPTION

The table is available in a variety of shapes and sizes as a Circular and Elliptical dining table, in laminate, wood, marble or glass/brass table tops. The columns are made from steel tube and the base is 10 mm steel plate. The columns are in or black powder-coated finish or brass.

VERSION

- Blackstained Ash Veneer // Gloss level 20 - 30
- Oak Veneer // Gloss level 20 - 30
- American Walnut Veneer // Gloss level 20 - 30
- White Laminate // Gloss level 20 - 30
- Black Laminate // Gloss level 20 - 30
- Carrara Bianca // -
- Verde Guatemala // -
- Nero Marquina // -
- Glass (Bottle green, cherry red, granite grey, sand) w. Brass edge
- FRAME: Black Powder-coated / Brass // RAL 9005 Gloss 20 / -

TYPES

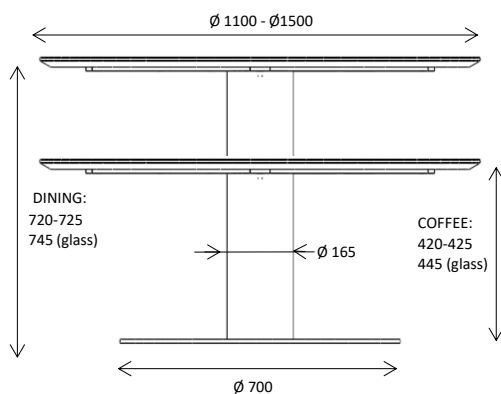
Order item - look for part number in the pricelist.
The series consists of the following:

GUBI 2.0 // Ø1100, Ø1300(Ø1250), Ø1500, 2000 x 1000, 2400 x 1300, 2800 x 1300

Note: Some colors and materials are not available in Ø1500 and 2800 x 1300 mm

Note: Glass with brass edge only available in circular table tops


MEASUREMENTS




COLOURS

// Table top Wood Veneer // Table top Marble

// Table top Blackstained ash // Carrara Bianca



// Table top American Walnut // Verde Guatemala



// Table top Oak // Nero Marquina



// Table top Laminate // Table top Glass with brass edge

// Table top White Laminate // Table top glass with brass edge

From left: Bottle green, cherry red



// Table top Black Laminate // From left: Granite grey, sand.



FACTS

MEASUREMENT - L X W X H MM

Table height: Wood/Laminate: 725 // Marble: 720 mm // Glass: 745 mm

Table top: Ø1100 / Ø1300 (Glass: Ø1250) / Ø1500

Table top thickness: Wood/Laminate: 25 mm // Marble 20 mm // Glass 45 mm

Base diameter: Ø 700 mm

Base thickness: 10 mm

Pillar: Ø 165 mm

WEIGHT ITEM

Table top marble Ø110 / Ø130 / Ø150: 53 kg / 72 kg / 97 kg

Table top wood/Laminate Ø110 / Ø130 / Ø150: 15 kg / 20 kg / 26 kg

Table top glass/brass Ø110 / Ø125 / Ø150: 40 kg / 56 kg / 75 kg

Dining table frame: 55 kg

Coffee table frame: 51 kg

PACKAGING TYPE

Frame: Cardboard, foam // 10kg

Table tops Marble & Glass: Wood, foam // 20-30 kg

Table tops Wood & Laminate: Wood-edges, cardboard, foam // 5-10 kg

Packed on a pallet // 25 kg

PACKAGING MEASUREMENT - L x W x H CM (Laminate, wood, glass)

Ø110: L:120 x W:120 x H:5 cm

Ø130: L:140 x W:140 x H:5 cm

Ø125: L:135 x W:135 x H:5 cm

Ø150: L:160 x W:160 x H:5 cm

PACKAGING MEASUREMENT - L x W x H CM (Marble)

Ø110: L:120 x W:80 x H:120 cm

Ø150: L:160 x W:80 x H:160 cm

Ø130: L:140 x W:80 x H:140 cm

*Every table is packed by hand, so variations in the packaging may occur.

WEIGHT TOTAL DINING inkl. pallet:

Table top marble Ø110 / Ø130 / Ø150: 158 kg / 182 kg / 212 kg

Table top wood/Laminate Ø110 / Ø130 / Ø150: 110 kg / 117 kg / 125 kg

Table top glass/brass edge Ø110 / Ø125 / Ø150: 145 kg / 166 kg / 190 kg

WEIGHT TOTAL COFFEE inkl. pallet:

Table top marble Ø110/Ø130/Ø150: 153 kg / 177 kg / 207 kg

Table top wood/Laminate Ø110/Ø130/Ø150: 105 kg / 112 kg / 120 kg

Table top glass/brass edge Ø110/Ø125/Ø150: 140 kg / 161 kg / 185 kg

NUMBER OF PARCELS

1 PCS

ACCESSORIES

**Defective frame and topplate can be replaced.*

-

CLEANING AND MAINTENANCE

For dusting and light cleaning of the frame and glass table top use a soft, dry cloth.

For further cleaning of the frame, use a soft cloth that is firmly wrung in clean water for gently wiping the surface, and then immediately use a dry cloth to wipe the surface again.

If more thorough cleaning is necessary, use a mild detergent dissolved in water on a firmly wrung cloth to wipe the seat.

Afterwards, repeat the process with clean water as described above.

Polish with a soft cloth after wiping.

Do not use materials for maintenance that:

- Contain abrasive agents.
- Are basic, acidiferous or organic.

For the best maintenance of the product, protect it against sunlight and heat, and try to keep it away from moisture, grease and other dirt.

Furthermore, protect the surfaces against sharp objects and other that might scratch.

Marble - see guide for marble maintenance.

ENVIRONMENT

Parts can be separated and sorted for recycling.

TESTS

-

CERTIFICATION AND LABELS

-

Designed by The Gubi design team

PRODUCT



COLOURS

// Table top Wood Veneer // Table top Marble

// Table top Blackstained ash // Carrara Bianca



// Table top American Walnut // Verde Guatemala




// Table top Oak // Nero Marquina



// Table top laminate

// Table top White Laminate



// Table top Black Laminate



DESCRIPTION

The table is available in a variety of shapes and sizes as a Circular and Elliptical dining table, in laminate or marble table tops. The columns are made from steel tube and the supporting round discs in solid 10 mm steel plate. The columns are in or black powder-coated finish.

VERSION

- Blackstained Ash Veneer // Gloss level 20 - 30
- Oak Veneer // Gloss level 20 - 30
- American Walnut Veneer // Gloss level 20 - 30
- White Laminate // Gloss level 20 - 30
- Black Laminate // Gloss level 20 - 30
- Carrara Bianca // Gloss level 20 - 30
- Verde Guatemala // Gloss level 20 - 30
- Nero Marquina // Gloss level 20 - 30
- FRAME: Black Powder-coated / Brass // RAL 9005 Gloss 20 / -

TYPES

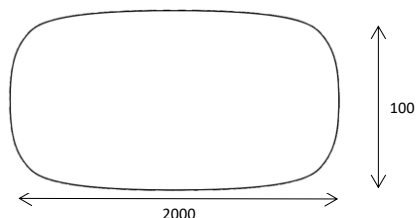
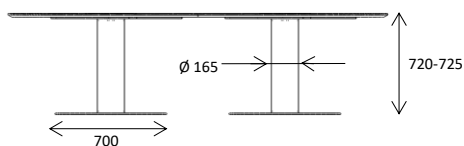
Order item - look for part number in the pricelist.
The series consists of the following:

GUBI TABLE V2.0 // Ø1100, Ø1300, Ø1500, 2000 x 1000, 2400 x 1300, 2800 x 1300

Note: Some colors and materials are not available in Ø1500 and 2800 x 1300 mm

Note: Glass with brass edge only available in circular table tops

MEASUREMENTS



FACTS

MEASUREMENT - L X W X H MM

Table height: Laminate, wood 725 mm // Marble 720mm

Table top: 1000 x 2000 mm

Table top thickness Laminate, wood // Marble: 25mm // 20mm

Base diameter: Ø700 mm

Base thickness: 10 mm

WEIGHT ITEM

Table top Marble: 95 kg

Table top wood/Laminate: 25 kg

Base leg, pr. pcs.: 55 kg // 110 kg 2pcs

PACKAGING TYPE

Frame: Cardboard, foam // 20 kg

Table tops Marble: Wood, foam // 30 kg

Table tops Wood & Laminate: Wood-edges, cardboard, foam // 10 kg

Packed on a pallet // 35 kg

PACKAGING MEASUREMENT - L x W x H CM

L:210 x W:80 x H:120 cm

*Every table is packed by hand, so variations in the packaging may occur.

WEIGHT TOTAL DINING inkl. pallet:

Table top Marble: 290 kg

Table top wood/Laminate: 200 kg

Designed by The Gubi design team

PRODUCT



COLOURS

// Table top Laminate // Table top Marble

// Table top Blackstained ash // Carrara Bianca




// Table top American Walnut // Verde Guatemala



// Table top Oak // Nero Marquina



// Table top White Formica



DESCRIPTION

The table is available in a variety of shapes and sizes as a Circular and Elliptical dining table, in laminate or marble table tops. The columns are made from steel tube and the supporting round discs in solid 10 mm steel plate. The columns are in or black powder-coated finish.

VERSION

- Blackstained Ash Veneer // Gloss level 20 - 30
- Oak Veneer // Gloss level 20 - 30
- American Walnut Veneer // Gloss level 20 - 30
- White Laminate // Gloss level 20 - 30
- Black Laminate // Gloss level 20 - 30
- Carrara Bianca // Gloss level 20 - 30
- Verde Guatemala // Gloss level 20 - 30
- Nero Marquina // Gloss level 20 - 30
- FRAME: Black Powder-coated / Brass // RAL 9005 Gloss 20 / -

TYPES

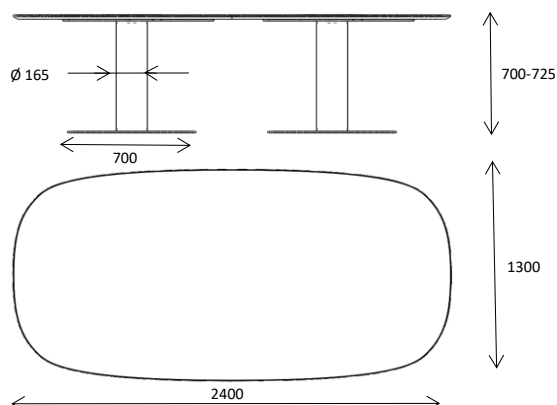
Order item - look for part number in the pricelist.
The series consists of the following:

GUBI TABLE V2.0 // Ø1100, Ø1300, Ø1500, 2000 x 1000, 2400 x 1300, 2800 x 1300

Note: Some colors and materials are not available in Ø1500 and 2800 x 1300 mm

Note: Glass with brass edge only available in circular table tops

MEASUREMENTS



FACTS

MEASUREMENT - L X W X H MM

Table height: Laminate, wood 725 mm // Marble 720mm

Table top: 1300 x 2400 mm

Table top thickness Laminate, wood // Marble: 25mm // 20mm

Base diameter: Ø700 mm

Base thickness: 10 mm

WEIGHT ITEM

Table top marble: 137 kg

Table top wood/Laminate: 40 kg

Base leg, pr. pcs.: 55 kg // 110 kg 2pcs

PACKAGING TYPE

Frame: Cardboard, foam // 20 kg

Table tops Marble: Wood, foam // 40 kg

Table tops Wood & Laminate: Wood-edges, cardboard, foam // 20 kg

Packed on a pallet // 35 kg

PACKAGING MEASUREMENT - L x W x H CM

L:250 x W:80 x H:140 cm

*Every table is packed by hand, so variations in the packaging may occur.

WEIGHT TOTAL DINING inkl. pallet:

Table top Marble: 342 kg

Table top wood/Laminate: 225 kg

Designed by The Gubi design team

PRODUCT



COLOURS

// Table top Laminate // Table top Marble

// Table top Blackstained ash // Carrara Bianca



// Table top American Walnut // Verde Guatemala



// Table top Oak // Nero Marquina



// Table top White Formica



DESCRIPTION

The table is available in a variety of shapes and sizes as a Circular and Elliptical dining table, in laminate or marble table tops. The columns are made from steel tube and the supporting round discs in solid 10 mm steel plate. The columns are in or black powder-coated finish.

VERSION

- Blackstained Ash Veneer // Gloss level 20 - 30
- Oak Veneer // Gloss level 20 - 30
- American Walnut Veneer // Gloss level 20 - 30
- White Laminate // Gloss level 20 - 30
- Black Laminate // Gloss level 20 - 30
- Carrara Bianca // Gloss level 20 - 30
- Verde Guatemala // Gloss level 20 - 30
- Nero Marquina // Gloss level 20 - 30
- FRAME: Black Powder-coated / Brass // RAL 9005 Gloss 20 / -

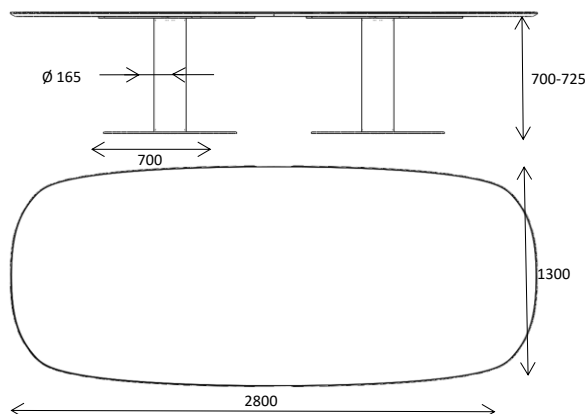
TYPES

Order item - look for part number in the pricelist.
The series consists of the following:

GUBI TABLE V2.0 // Ø1100, Ø1300, Ø1500, 2000 x 1000, 2400 x 1300, 2800 x 1300

Note: Some colors and materials are not available in Ø1500 and 2800 x 1300 mm
Note: Glass with brass edge only available in circular table tops

MEASUREMENTS



FACTS

MEASUREMENT - L X W X H MM

Table height: 725 mm
Table top: 1300 x 2800 mm
Table top thickness: 34 mm
Base diameter: Ø700 mm
Base thickness: 10 mm

WEIGHT ITEM

Table top marble: 160 kg
Table top wood: 45 kg
Base leg, pr. pcs.: 55 kg // 110 kg 2pcs

PACKAGING TYPE

Frame: Cardboard, foam // 20 kg
Table tops Marble: Wood, foam // 50 kg
Table tops Wood & Laminate: Wood-edges, cardboard, foam // 30 kg
Packed on a pallet // 35 kg

PACKAGING MEASUREMENT - L x W x H CM

L:290 x W:80 x H:140 cm
**Every table is packed by hand, so variations in the packaging may occur.*

WEIGHT TOTAL DINING inkl. pallet:

Table top Marble: 535 kg
Table top wood/Laminate: 240 kg