

±165 (6.5")

approx 9kg (20lb)
approx 10kg (22lb)

- PENDANTS: three
- BASE: 350mm (13.8") round base
- LAMPING: 1.5w LED
- STEM LENGTH: 0.9m (3') or 1.8m (6') long stem
- MATERIALS: blown glass, black flexible cord with brass or black base and dial control
- WEIGHT: approximately 9kg (20lb) / 10kg (22lb)
- CABLE LENGTH: 2290mm (90") flexible cable
- POWER SUPPLIES: integral

DESCRIPTION

The stem floor system comes in a black or brass finish with a 350mm (13.8") diameter base.

Individual 28 pendants result from a complex glass blowing technique whereby air pressure is intermittently introduced into and then removed from a glass matrix which is intermittently heated and then rapidly cooled. The result is a distorted spherical shape with a composed collection of imploded inner shapes, one of which acts as a shade for the light source.

Standard 28s are made with clear glass exterior spheres and milk white interior lamp holder cavities. 28s are possible with infinite versatility in colour compositions, sizes and shapes.

NOTES

- + Purchase replacement lamps online at www.bocci.com/shop/bulbs
- + **The brass used in our Stem Series is untreated and, as such, will develop a natural patina over time. To avoid any marking or tarnish on the brass during handling and installation, please use the gloves provided in your shipment.**

US Patent # D687,740
EU Patent # 001695834-001 to 004

Made in Vancouver, Canada

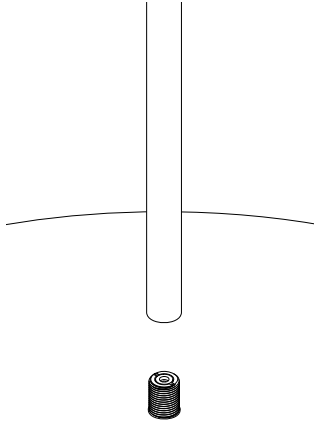
Vancouver
sales@bocci.com
www.bocci.com

Berlin
europe@bocci.com
www.bocci.com

STEM - FLOOR

28.3

Design by Omer Arbel
PRODUCT SPECIFICATION



1

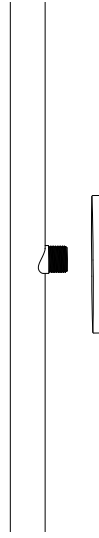
Thread the stem onto the base.

Note: Bocci recommends wearing thin gloves during installation to protect the stem finish and the glass surface.



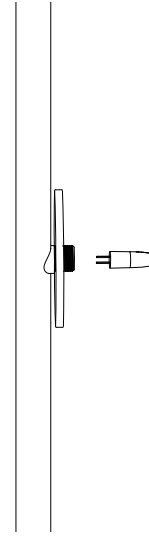
2

Thread the cover cap on one end of the stem.



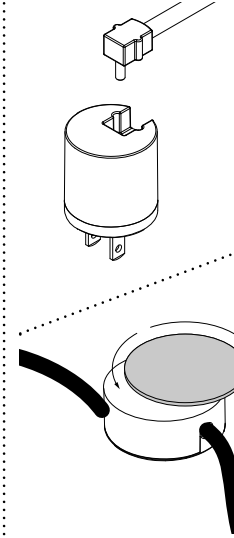
3

Thread the pendant mounting plate onto the stem.



4

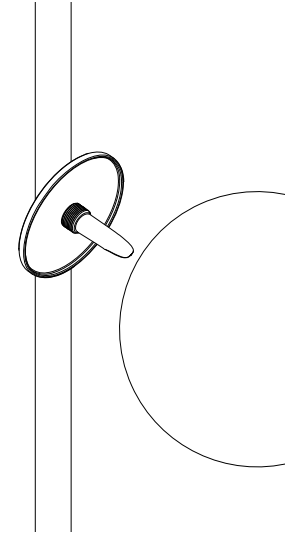
Carefully insert provided lamp into socket.



5

Plug in the cord to the plug head.

Plug in floor light. Turn the dial to check power to lamp is working correctly.



6

Gently thread pendant onto the stem. Be sure to carefully place the pendant so as not to damage the lamp during installation.

Clean fingerprints from fixture surfaces.

For additional assistance, please contact Bocci:

Vancouver
sales@bocci.com
www.bocci.com

Berlin
europe@bocci.com
www.bocci.com

US Patent # D687,740
EU Patent # 001695834-001 to 004

Made in Vancouver, Canada

STEM - FLOOR

28.3

Design by Omer Arbel
PRODUCT INSTALLATION INSTRUCTIONS

© 2020, Bocci Design and Manufacturing Inc. All rights reserved. Any inquiries should be directed to: info@bocci.com

BOCCI