


BERT | FRANK



COLT

COLT WALL LIGHT FLUSH

Crafted from heavyweight, machined brass. Sleek slotted grill with opal diffuser casts a warm wash of light onto wall and into room. Angled arm with contrasting bronze inserts.



PRODUCT CODE

CLT0024 - Colt Wall Light Flush

MATERIALS

Brass

FINISHES

Brushed brass lacquered as standard
Custom finishes available

DIMMING

Mains dimmable / TRIAC as standard
DALI / 1-10v available - requires external driver

LIGHT SOURCE

1x LED module - 15.5W 24V 2700K

DRIVER

230V - 1 x 20W LED Integrated driver

110V - 1 x 30W LED External driver

WEIGHT

4.2kg net, 5.5kg gross

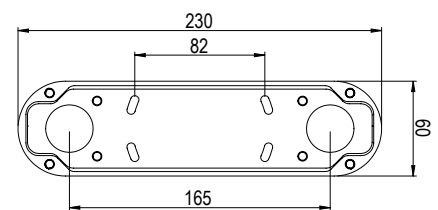
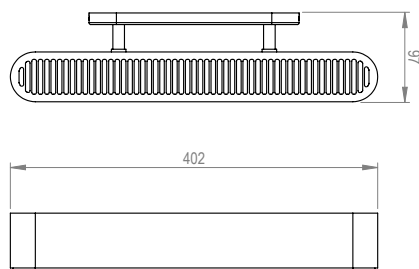
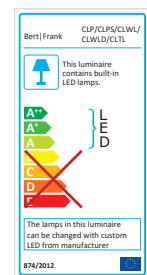
WALL PLATE

Brushed brass wallplate - 230 H x 60 W

Brushed brass 4in J-box plate available

DESIGN NOTES

Colt's style was first developed on the table lamp – the table lamp often comes first in the design process – but it translates easily to other applications. Two colt wall lights either side of a bed is the epitome of modernity. Minimalism meets innovation.”



WALL PLATE