

MICHAEL ANASTASSIADES

Bob - Ceiling Mounted, 2015





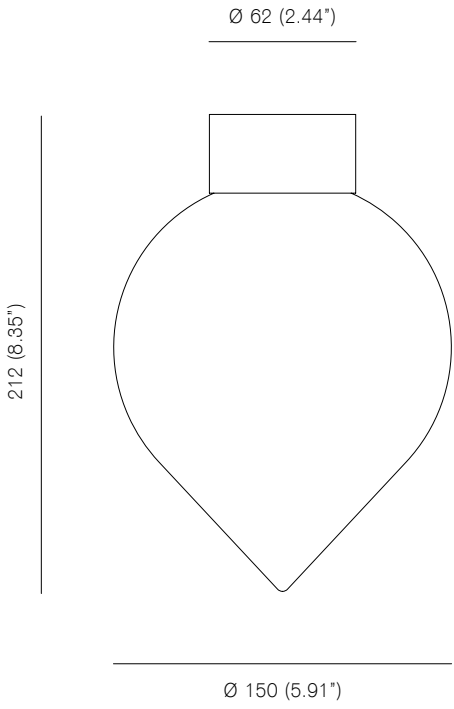




Bob - Ceiling Mounted, 2015

Polished brass, polished nickel-plated or black-patinated brass

Mouth blown opaline glass



Bulb specifications

Bulb specifications 240V
G9, 40W frosted halogen bulb
460lm / 2800K

Bulb specifications 120V
G9, 40W frosted halogen bulb
350lm / 2800K

Product specifications

Input voltage: 120V / 240V
Maximum wattage: 40W
Dimmable: yes
Product weight: ~1.5kg

120V version supplied with 4" junction box cover
Mud-in-plate option that can be plastered over the junction box available upon request

Cleaning instructions

Before cleaning, lighting fixtures must be turned off and unplugged from mains electricity. Whilst cleaning them please be extremely careful and use the white cotton gloves provided in the product box.

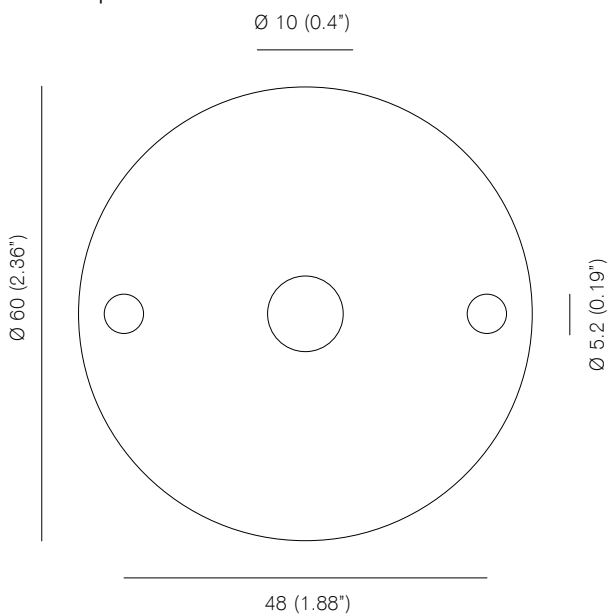
Polished brass: As the item is unlacquered, it naturally oxidises (darkens). Upon touching the items without gloves, finger prints are likely to occur and leave marks. Use a good quality brass cleaning liquid and follow the product instructions using the extra soft dust cloth. Do not apply pressure on persistent marks. Remove them using repeated gentle motions and by reapplying the brass cleaning liquid.

Polished nickel: Use a lightly damp soft dust cloth and gently go over marks until clean. Dry it afterwards with a soft dust cloth. Make sure the product is completely dry before switching the electricity on.

Black patinated: Use a lightly damp soft dust cloth and gently go over marks until clean. Dry it afterwards with a soft dust cloth. Make sure the product is completely dry before switching the electricity on.

Opaline glass: Remove the opaline glass sphere from the product. Using a lightly damp cloth, clean only the outside of the sphere and dry it with a dry soft dust cloth. Only put the glass sphere back on the product once it is fully dry.

Back plate




Mounting screws not included.
5mm countersunk screw recommended.

MICHAEL ANASTASSIADES

Bob - Wall Mounted, 2015



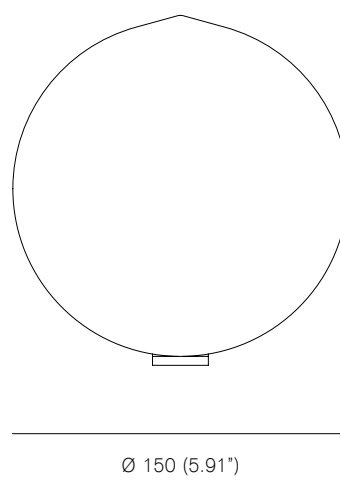
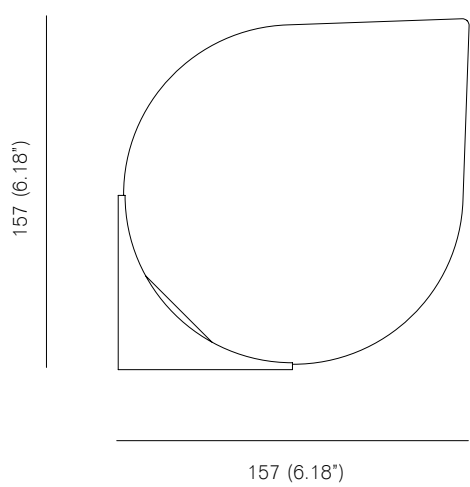




Bob - Wall Mounted, 2015

Polished nickel, polished brass or black-patinated brass

Mouth blown opaline glass



Bulb specifications

Bulb specifications 240V
G9 40W frosted halogen bulb
460 lm / 2800K

Bulb specifications 120V
G9 40W frosted halogen bulb
350 lm / 2800K

Product specifications

Input voltage: 120V / 240V
Maximum wattage: 40W
Dimmable: yes
Product weight: ~1.5kg

120V version supplied with 4" junction box cover
Mud-in-plate option that can be plastered over the junction box available upon request

Cleaning instructions

Before cleaning, lighting fixtures must be turned off and unplugged from mains electricity. Whilst cleaning them please be extremely careful and use the white cotton gloves provided in the product box.

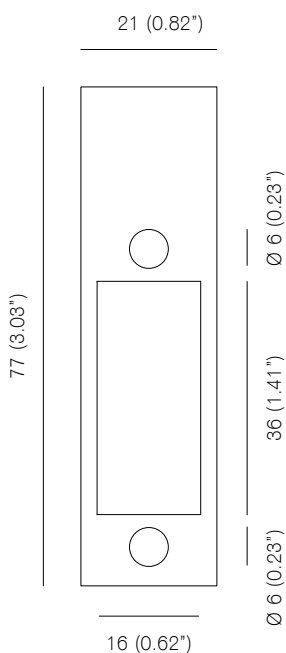
Polished brass: As the item is unlacquered, it naturally oxidises (darkens). Upon touching the items without gloves, finger prints are likely to occur and leave marks. Use a good quality brass cleaning liquid and follow the product instructions using the extra soft dust cloth. Do not apply pressure on persistent marks. Remove them using repeated gentle motions and by reapplying the brass cleaning liquid.

Polished nickel: Use a lightly damp soft dust cloth and gently go over marks until clean. Dry it afterwards with a soft dust cloth. Make sure the product is completely dry before switching the electricity on.

Black patinated: Use a lightly damp soft dust cloth and gently go over marks until clean. Dry it afterwards with a soft dust cloth. Make sure the product is completely dry before switching the electricity on.

Opaline glass: Remove the opaline glass sphere from the product. Using a lightly damp cloth, clean only the outside of the sphere and dry it with a dry soft dust cloth. Only put the glass sphere back on the product once it is fully dry.

Back plate



Mounting screws not included.
6mm countersunk screw recommended.

MICHAEL ANASTASSIADES

Bob - Pendant Rod, 2015







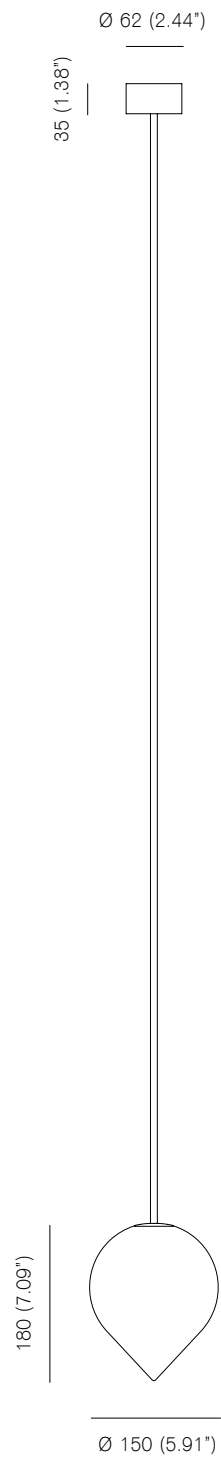


Bob - Pendant Rod, 2015

Polished brass, polished nickel-plated brass or black-patinated brass

Mouth blown opaline glass

Pendant rod length to order



Bulb specifications

Bulb specifications 240V
G9 40W frosted halogen bulb
460 lm / 2800K

Bulb specifications 120V
G9 40W frosted halogen bulb
350 lm / 2800K

Product specifications

Input voltage: 120V / 240V
Maximum wattage: 40W
Dimmable: yes
Bob Pendant Rod weight: ~2.5kg

Please supply required drop length of fixture, measured from the ceiling to bottom fitting at time of order.
Pendant rod maximum total drop length of 2000mm.
Please allow 25mm tolerance of drop length.

120V version supplied with 4" junction box cover
Mud-in-plate option that can be plastered over the junction box available upon request

Cleaning instructions

Before cleaning, lighting fixtures must be turned off and unplugged from mains electricity. Whilst cleaning them please be extremely careful and use the white cotton gloves provided in the product box.

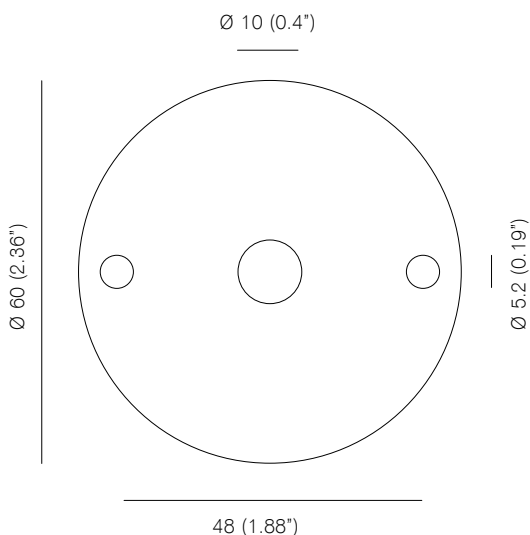
Polished brass: As the item is unlacquered, it naturally oxidises (darkens). Upon touching the items without gloves, finger prints are likely to occur and leave marks. Use a good quality brass cleaning liquid and follow the product instructions using the extra soft dust cloth. Do not apply pressure on persistent marks. Remove them using repeated gentle motions and by reapplying the brass cleaning liquid.

Polished nickel: Use a lightly damp soft dust cloth and gently go over marks until clean. Dry it afterwards with a soft dust cloth. Make sure the product is completely dry before switching the electricity on.

Black patinated: Use a lightly damp soft dust cloth and gently go over marks until clean. Dry it afterwards with a soft dust cloth. Make sure the product is completely dry before switching the electricity on.

Opaline glass: Remove the opaline glass sphere from the product. Using a lightly damp cloth, clean only the outside of the sphere and dry it with a dry soft dust cloth.
Only put the glass sphere back on the product once it is fully dry.

Backplate



Mounting screws not included.
5 mm countersunk screw recommended.

Michael Anastassiades' design philosophy is to preserve the inherent qualities of given material. All of our products are handmade and come in natural finishes, exposed to the elements without any protective lacquers. We look at oxidisation as part of a process that adds to the patina of an object, increasing beauty with time. We try our best for all goods to leave our premises in pristine condition, but sometimes products may arrive with minor oxidisation marks.

Whilst every effort is made to ensure accurate representation of product colours, finishes and dimensions, Michael Anastassiades Ltd reserves the right to alter these details without notice, in compliance with its own production needs, technological changes or in response to the current market needs. Colour swatches are for reference only; Michael Anastassiades Ltd cannot guarantee exact colour match for any product finishes.

All designs are protected under copyright law. Michael Anastassiades holds the exclusive manufacturing and distribution rights worldwide. Copying will be prosecuted.

All light fixtures in this catalogue have CE marking compliance.

Michael Anastassiades Ltd.
50 Rochester Pl, London NW1 9JX, UK
T +44 (0)20 7928 7527
sales@michaelanastassiades.com
www.michaelanastassiades.com
© 2019 Michael Anastassiades Ltd. All rights reserved.