



DESCRIPTION

Typology	Armchair
Structure	Moulded flexible polyurethane with parts in flexible multi-density polyurethane
Legs / Base	Solid wood or painted metal
Pre-cover	Polyester padding
Final cover	Removable cover in fabric or leather
Features	On request (inner/outer structure) can be covered with fabrics and/or leathers of different categories

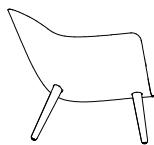
DIMENSIONS

Legs in wood




810
32"

700
27 1/2"



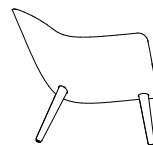
770
30 1/4"

415
16 1/4"



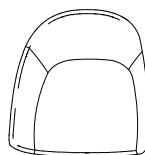
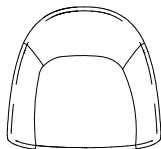
690
27 1/4"

700
27 1/2"




770
30 1/4"

415
16 1/4"



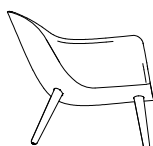
Left arm

Two armrests



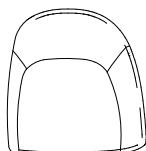
690
27 1/4"

700
27 1/2"




770
30 1/4"

415
16 1/4"




Swivel base



810
32"

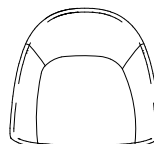
700
27 1/2"




770
30 1/4"

415
16 1/4"

Right arm

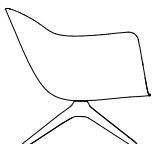


Two armrests




690
27 1/4"

700
27 1/2"



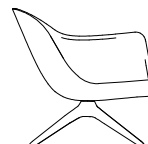
770
30 1/4"

415
16 1/4"



690
27 1/4"

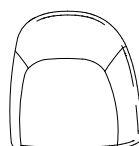
700
27 1/2"



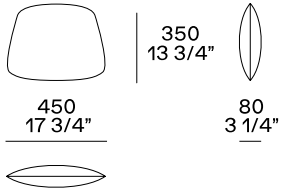
770
30 1/4"

415
16 1/4"

Left arm



Right arm



Kidneyrest cushion