

21

Thin porcelain sheets are draped over an inverted diffuser made of sandblasted borosilicate glass. The thin porcelain skin is allowed to dress the borosilicate core in whatever form occurs naturally in each iteration of the procedure.



21



Lamping

1.8w LED or 20w xenon

Material

porcelain, blown borosilicate glass, braided metal
coaxial cable, electrical components, brushed
nickel or white powder coated canopy

Patent

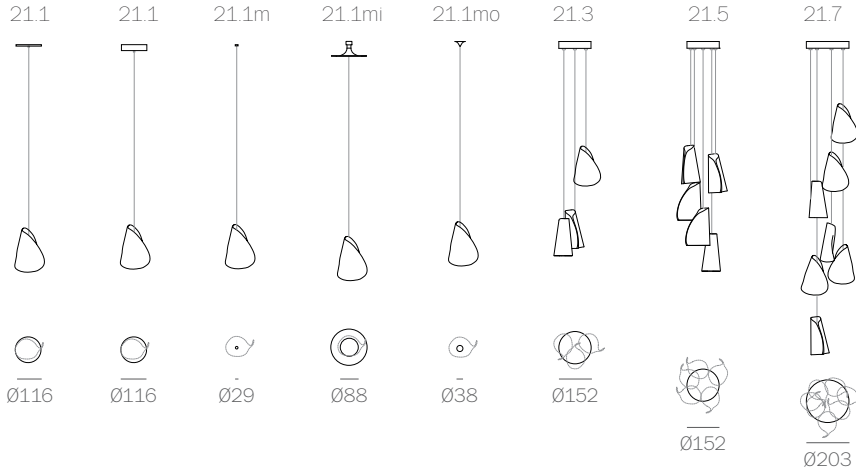
US patent # US D556,361
Worldwide patents issued and pending



±130 (5")

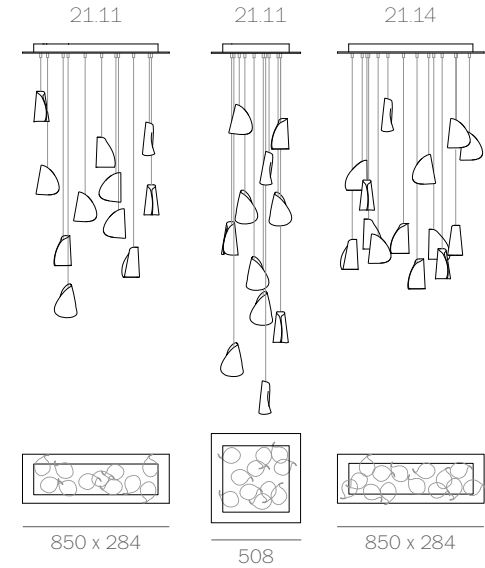
21

Adjustable Lengths
Random canopies.



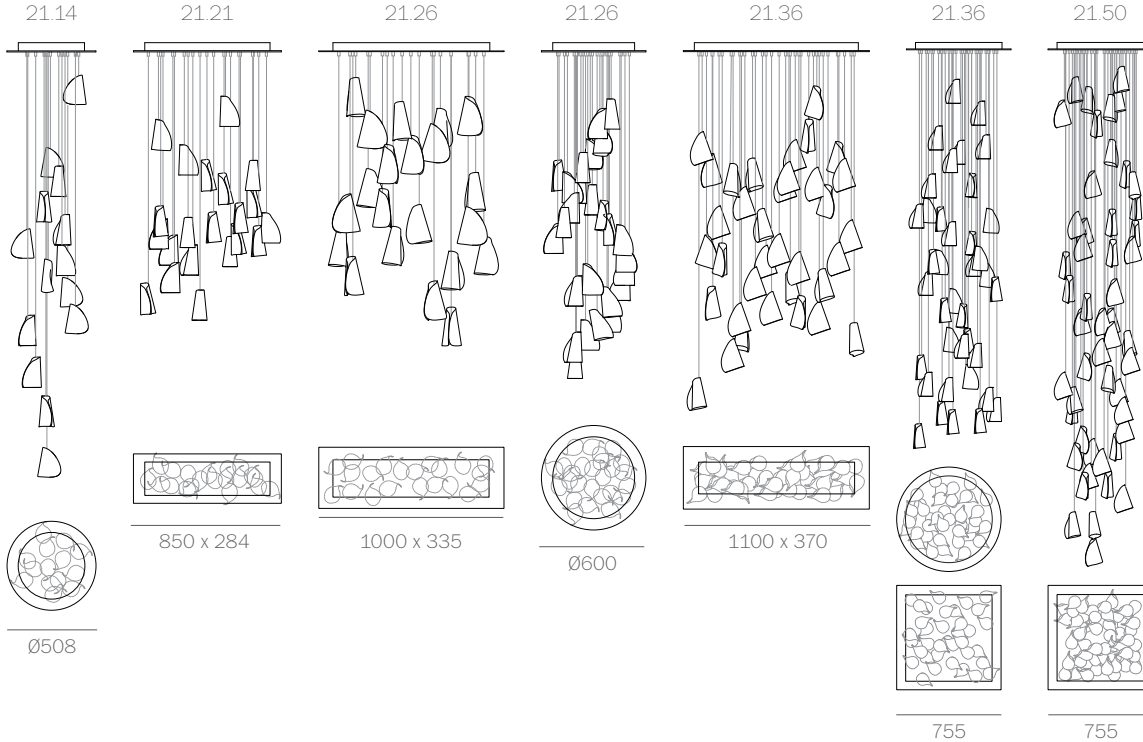
adjustable up to 3000 (10') standard
adjustable up to 30500 (100') custom

Fixed Lengths
Random canopies.

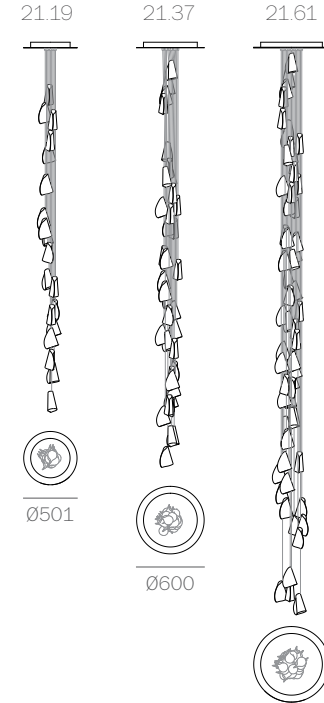


fixed length up to 3000 (10') standard
fixed length up to 30500 (100') custom

Fixed Lengths
Random canopies.



Fixed Lengths
Cluster canopies.



fixed length up to 3000 (10') standard
fixed length up to 30500 (100') custom

21



21



Designed by Omer Arbel, 2007
www.bocci.ca



BOCCI

© 2018, Bocci Design and Manufacturing Inc.
Any inquiries should be directed to info@bocci.ca

21



Designed by Omer Arbel, 2007
www.bocci.ca

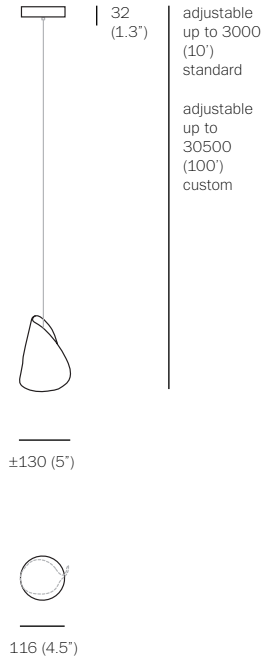



BOCCI

© 2018, Bocci Design and Manufacturing Inc.
Any inquiries should be directed to: info@bocci.ca

21





- PENDANTS: one
- MOUNTING: deep brushed nickel canopy 116mm (4.5") in diameter x 32mm (1.3") deep
- LAMPING: 1.8w LED or 20w xenon
- COAX: adjustable. 3000mm (10') standard / up to 30500mm (100') maximum
- MATERIALS: porcelain, borosilicate glass, braided metal coaxial cable, electrical components, brushed nickel canopy
- WEIGHT: approximately 0.5kg (1.1lb)
- TRANSFORMERS: integral.

DESCRIPTION

The deep canopy is a single 21 pendant fixture with a deep brushed nickel canopy. The canopy is 116mm (4.5") in diameter and 32mm (1.3") deep. It is designed for surface mounted applications that cannot make use of a junction box or ceiling cavity. The canopy is completely enclosed by a backplate, which houses the transformer. The pendant drop lengths on this light fixture are adjustable up to the specified maximum.

Inspired by the sporadic, discordant arrangement of barnacles on a rock surface, the 21 is fabricated from thin sheets of porcelain wrapped around a trumpet shaped borosilicate diffuser. Each diffuser houses a low voltage lamp. A strong contrast is established between the organically distributed soft light passing through the white porcelain skin and the sharp, crisp light passing through the borosilicate glass diffuser.

NOTES

- + Purchase replacement lamps online at www.bocci.ca/lamps
- + Unless otherwise noted when ordering, all chandeliers will be outfitted to be xenon compatible.


US patent # US D556,361
Worldwide patents issued and pending.

Made in Vancouver, Canada

Vancouver
sales@bocci.ca
www.bocci.ca

Berlin
europa@bocci.ca
www.bocci.ca

approx 0.5kg (1.1lb)



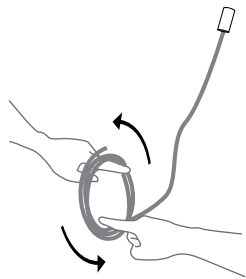
DEEP CANOPY

21.1

Design by Omer Arbel
PRODUCT SPECIFICATION

© 2017, Bocci Design and Manufacturing Inc. All rights reserved. Any inquiries should be directed to: info@bocci.ca

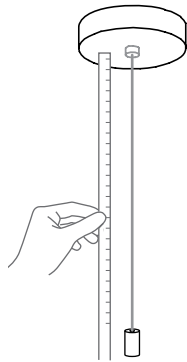
BOCCI



1

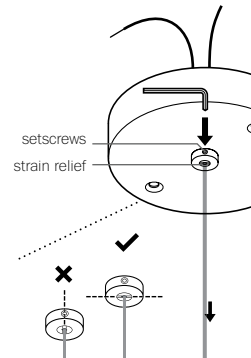
Very carefully uncoil the braided coaxial cable in a spool like manner. Insert your index fingers into opposite sides of the roll then rotate your fingers around each other to unroll the coaxial cable.

Use patience: allow the cable to uncoil completely to avoid kinks.



2

Determine the overall drop for the pendant fixture.



3

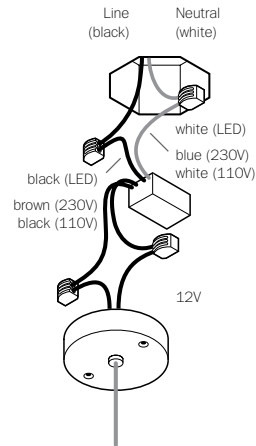
Thread the coaxial cable through the canopy, use a 2mm Allen key to loosen the setscrew in the canopy and gently feed the cable through until you have reached your desired drop length.

Use Allen key to tighten the setscrew to hold the strain relief and secure the coaxial cable at its new length. Perform a gentle tug test to ensure it is secure.

DO NOT OVERTIGHTEN.

Note: The strain relief is a black plastic collar around the coaxial cable. There is a single slot opening on the side of the strain relief component. It is essential that this opening is oriented at 90 degrees to set screw chamber. There can be no contact between the set screw and the cable.

RISK OF ELECTRIC SHORT!



4

Xenon (110V) or LED: connect the black wire to black and white wire to white wire.

Xenon (230V): connect black wire to brown wire and white wire to blue wire.

Connect the coaxial cable to the open slots in the terminal block on the 12V side of the transformers.

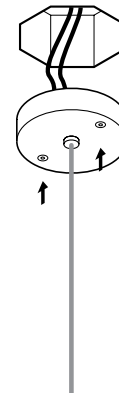
For multiple pendant installations, ensure that the braided outer wires are all connected to one 12V output wire and all inner insulated wires are connected to the other or a short will occur.

Once all coaxial connections are made, lift the fixture into position and connect the line voltage to the open slot in the appropriate terminal block.

5

The client is responsible to ensure fasteners are attached to a robust structural substrate.

Tuck the transformer and wiring into the canopy. Line up the fastener holes or connect directly to structural ceiling surface using the fasteners provided.

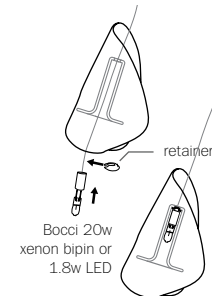


6

Thread the coaxial cable through the shade, followed by the borosilicate diffuser and finally slide on the retainer.

Bocci 1.8w LED or 20w xenon lamps are included. Lamping is transformer specific.

Plug the lamp into the socket. Do not touch the lamp with your bare hands.



7

Clean fingerprints from glass surfaces.

Turn fixture on.

For additional assistance, please contact Bocci:

Vancouver
sales@bocci.ca
www.bocci.ca

Berlin
europe@bocci.ca
www.bocci.ca

US patent # US D556,361

Worldwide patents issued and pending.

Made in Vancouver, Canada



DEEP CANOPY

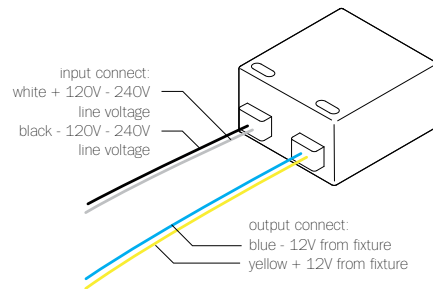
21.1

Design by Omer Arbel
PRODUCT INSTALLATION INSTRUCTIONS

© 2017, Bocci Design and Manufacturing Inc. All rights reserved. Any inquiries should be directed to: info@bocci.ca

BOCCI

120/240V LED Driver - 4W



B-L03U-12V

PRIMARY: AC 100 - 240V, 120mA, 50/60Hz

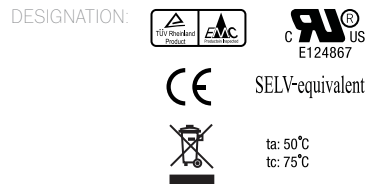
SECONDARY: Max. 12V DC (4.2w max.)

LAMPING: 1w LED lamps: 1-3
1.5w LED lamps: 1-2
1.8w LED lamps: 1-2
2.3w ring LED lamps: 1

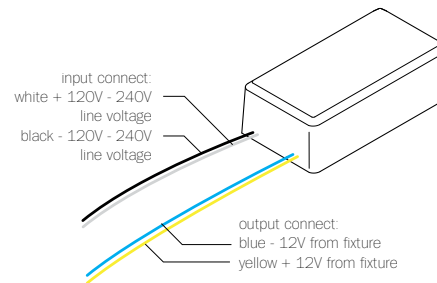
DIMMING: Non-dimmable

NOTES: Constant voltage
Class 2 power unit
For LED lamps only

DIMENSION: 43mm (1.7") x 41mm (1.6") x 22mm (0.8")



120/240V LED Driver - 8W



B-L07U-12V

PRIMARY: AC 100 - 240V, 170mA, 50/60Hz

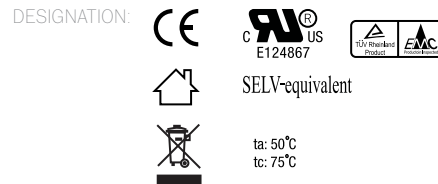
SECONDARY: Max. 12V DC (8.4w max.)

LAMPING: 1w LED lamps: 1-7
1.5w LED lamps: 1-5
1.8w LED lamps: 1-4
2.3w ring LED lamps: 1-3

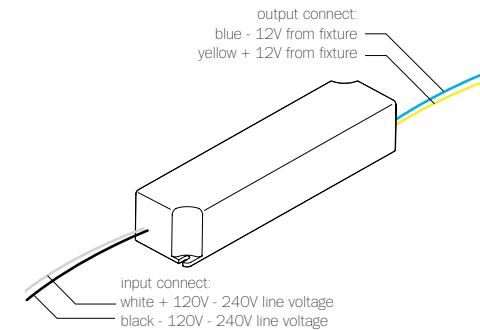
DIMMING: Non-dimmable

NOTES: Constant voltage
Class 2 power unit
For LED lamps only

DIMENSION: 65mm (2.5") x 35mm (1.3") x 28mm (1.1")



120/240V LED Driver - 24W



B-L24U-12V

PRIMARY: AC 100 - 240V, 300mA, 60Hz

SECONDARY: Max. 12V DC (24w max.)

LAMPING: 1w LED lamps: 1-24
1.5w LED lamps: 1-16
1.8w LED lamps: 1-13
2.3w ring LED lamps: 1-10

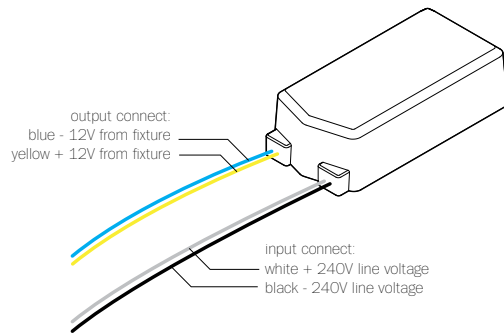
DIMMING: Dimmable using minimum 8 lamps and improves with larger load. Use low voltage electronic dimmers only

NOTES: Short Circuit Protection
Constant voltage
Class 2 power unit
For LED lamps only

DIMENSION: 42mm (1.7") x 170mm (6.7") x 33mm (1.3")



120V Transformer



WH-601E6A-3C

PRIMARY: AC 120V 50/60Hz, 500mA

SECONDARY: 12V AC (10w min. - 60w max.)

LAMPING: 10w lamps: 1-6
20w lamps: 1-3

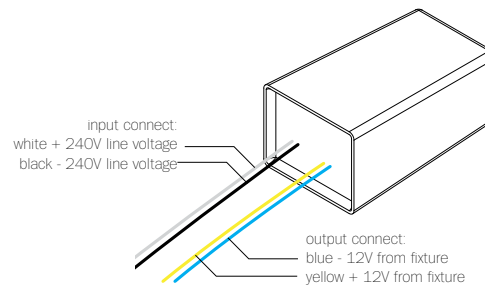
DIMMING: Dimmable using minimum 2 x 10w lamps or 1 x 20w lamp using low voltage electronic and trailing edge dimmers only.

NOTES: Auto stop protected
Class 2 power unit
Electronic transformer for xenon lamps only

DIMENSION: 70mm (2.8") x 36mm (1.4") x 20mm (0.75")

DESIGNATION:   E124867

240V Transformer



WH-602W

PRIMARY: AC 230V-240V 50Hz, 260mA

SECONDARY: 11.5V AC (10w min. - 60w max.)

LAMPING: 10w lamps: 1-6
20w lamps: 1-3

DIMMING: Dimmable using minimum 2 x 10w lamps or 1 x 20w lamp using low voltage electronic and trailing edge dimmers only.

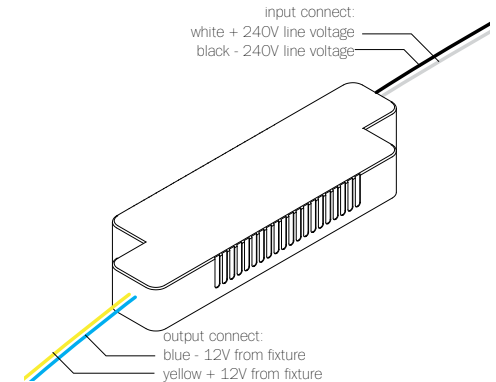
NOTES: Auto stop protected
Class 2 power unit
Electronic transformer for xenon lamps only

DIMENSION: 63mm (2.5") x 35mm (1.4") x 26mm (1")

DESIGNATION:    

IP65   ta: 50°C
tc: 80°C

240V Transformer



WH-602S

PRIMARY: AC 230V-240V 50Hz, 260mA










SECONDARY: 11.5V AC (10w min. - 60w max.)

LAMPING: 10w lamps: 1-6
20w lamps: 1-3

DIMMING: Dimmable using minimum 2 x 10w lamps or 1 x 20w lamp using low voltage electronic and trailing edge dimmers only.

NOTES: Auto stop protected
Class 2 power unit
Electronic transformer for xenon lamps only

DIMENSION: 117mm (4.5") x 36mm (1.4") x 16mm (0.6")

DESIGNATION:   
   
 

XENON

Transformers

PRODUCT SPECIFICATION

For additional assistance, please contact Bocci:

Vancouver
sales@bocci.ca
www.bocci.ca

Berlin
europe@bocci.ca
www.bocci.ca

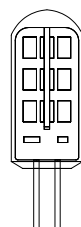
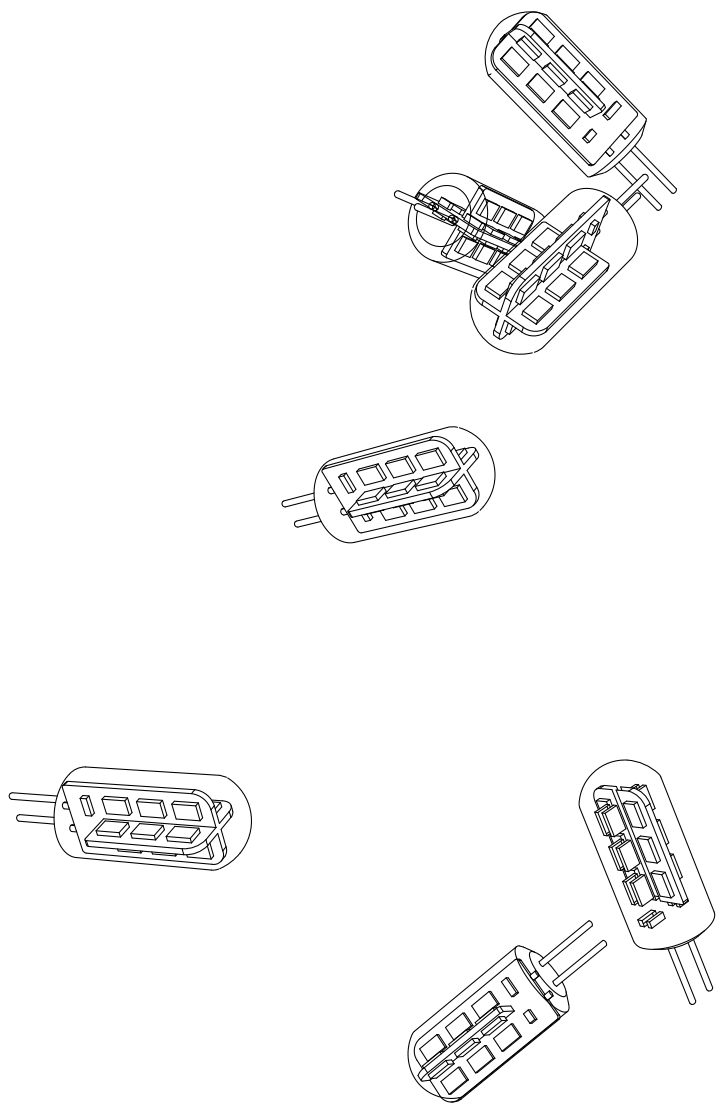
© 2018, Bocci Design and Manufacturing Inc. All rights reserved. Any inquiries should be directed to: info@bocci.ca

BOCCI

LED

1.8W

Design by Omer Arbel
PRODUCT SPECIFICATION



38 (1.5")



12.5 (0.5")

WATTAGE: 1.8w
 COLOUR TEMPERATURE: 2600k
 CRI: 75 (100 is daylight)
 LIGHT OUTPUT: 142 lumens
 EFFICIENCY: 60 lm/w
 LAMP LIFE: 25,000 hours

DESCRIPTION

The Bocci 1.8w LED lamping option offers a longer-life, energy efficient alternative to typical halogen or xenon lamps. This proprietary and worldwide patent pending design utilizes Bocci's standard G4 lamp holder (9.1mm/0.36" in diameter), which is designed to accept either the Bocci xenon lamp or the Bocci LED lamp. The possibility of dual usage allows the opportunity for existing chandeliers with xenon lamping to be retrofitted on site to LED along with the appropriate driver.

This unique replacement design is unlike typical embedded xenon fixtures as it eliminates the waste associated with catastrophic failures that leave no choice but to replace the entire fixture. When it comes time to relamp, the xenon heads may simply be replaced, as with conventional lamps. Bocci xenon lamp keeps the fixture out of landfills in the future, protects your investment and introduces a significant saving of energy.

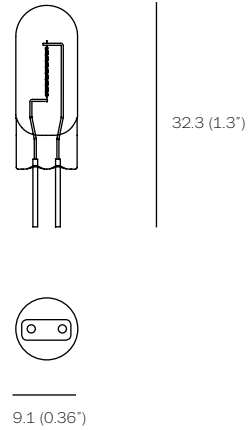
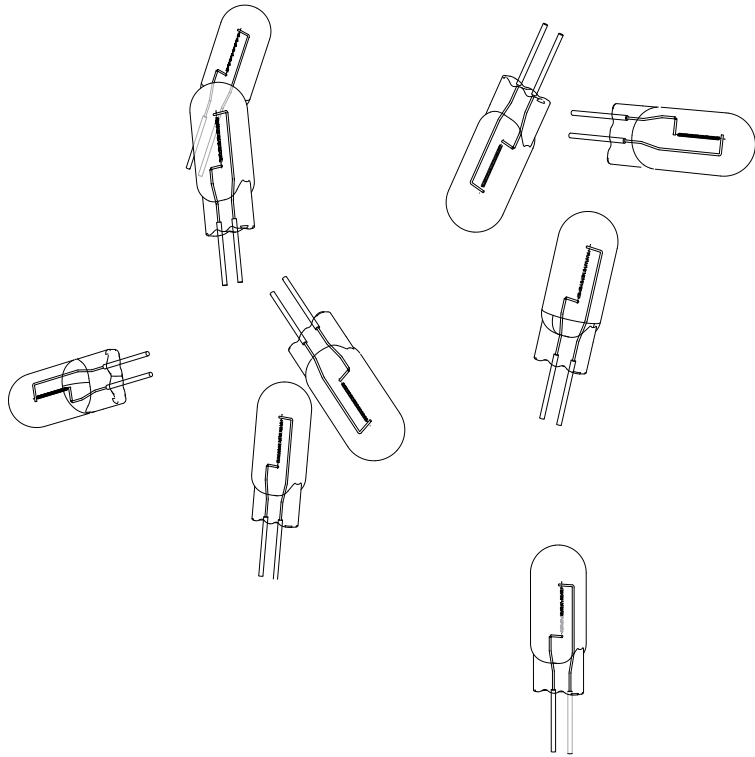
NOTES

+ Purchase replacement lamps online at www.bocci.ca/lamps

RoHS 

Vancouver
sales@bocci.ca
www.bocci.ca

Berlin
europe@bocci.ca
www.bocci.ca



WATTAGE: 20w
 COLOUR TEMPERATURE: 2600k
 CRI: 100 (100 is daylight)
 LIGHT OUTPUT: 196 lumens
 EFFICIENCY: 19.03 lm/w
 DIMMABLE: yes
 LAMP LIFE: 20,000 hours

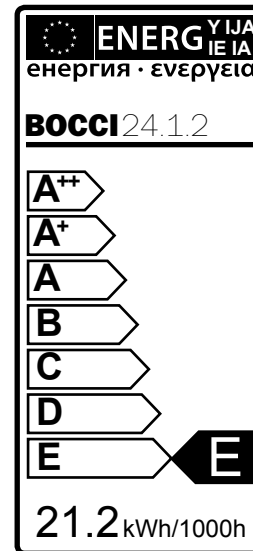
DESCRIPTION

The Bocci 20w xenon lamping option offers a longer-life, energy efficient alternative to typical halogen or xenon lamps. This proprietary and worldwide patent pending design utilizes Bocci's standard G4 lamp holder (9.1mm/0.36" in diameter), which is designed to accept either the Bocci xenon lamp or the Bocci LED lamp. The possibility of dual usage allows the opportunity for existing chandeliers with xenon lamping to be retrofitted on site to LED along with the appropriate driver.

This unique replacement design is unlike typical embedded xenon fixtures as it eliminates the waste associated with catastrophic failures that leave no choice but to replace the entire fixture. When it comes time to relamp, the xenon heads may simply be replaced, as with conventional lamps. Bocci xenon lamp keeps the fixture out of landfills in the future, protects your investment and introduces a significant saving of energy.

NOTES

- + Purchase replacement lamps online at www.bocci.ca/lamps
- + Requires electronic low-voltage, trailing edge dimmer
- + When replacing, do not touch bulb with bare hands



RoHS

Vancouver
sales@bocci.ca
www.bocci.ca

Berlin
europe@bocci.ca
www.bocci.ca